



START USING OUR NEW AUFCU MOBILE APP FEATURE REMOTE DEPOSIT ANYWHERE (RDA)


Depositing Checks Has Never Been So Easy!

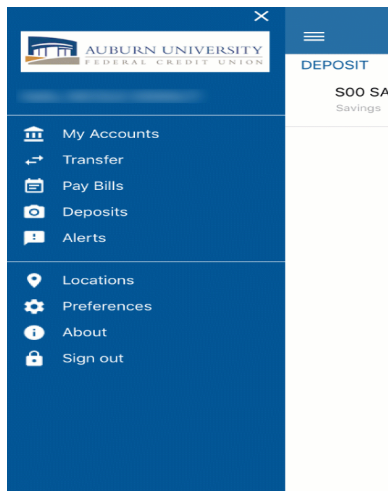
Auburn University Federal Credit union is pleased to introduce you to our newest feature of mobile banking- Remote Deposit Anywhere. RDA allows you to electronically deposit checks securely to your AUFCU accounts when you want and wherever you want.

Step 1

Open the AUFCU mobile app on your mobile device. Log into your account by providing your AUFCU Online Branch ID (Username) and password. If this is your first time using our mobile app and you still don't have online branch enabled, please contact us at (334) 844-4120 during normal business hours.

Step 2

Click on  Deposits in your menu on the left hand side



Step 3

Register for Remote Deposit by providing your personal info.

☰
Remote Deposit

User Registration

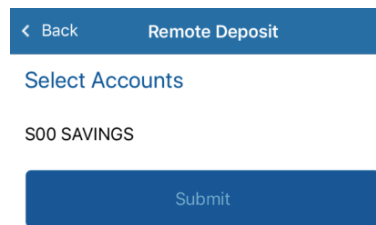
First Name

Last Name

Email

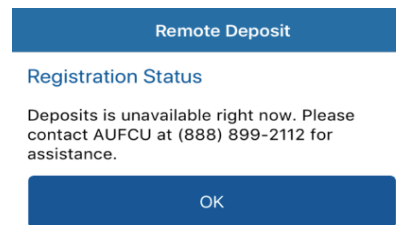
Step 4

Select the account you want ALL of your future checks to be deposited into. It is IMPORTANT that you understand the selected account is the only account your checks will be electronically deposited to.



Step 5

After you have registered, the message shown (below) will appear on the screen of your mobile device. This means your request has been received, and your RDA feature will be enabled after reviewing your account and determining if you are eligible to use it.



Allow for 2 business days from your registration, and you will then receive an email confirming whether or not you have been approved to use your RDA feature. If you still have not been notified by email within 2 business days then please give us a call at **(334) 844-4120** during normal business hours.

When AUFCU staff enables your RDA feature, you will receive an email confirming your approval for RDA use. This email will provide more instructions explaining how to use your new RDA feature and other important info.